

Step 1 Customer details All information must be accurate and written in capitals letters

Name Wedding date
(month) (day) (year)

Full Address Bride name
(first name only)

Phone # Groom name
(first name only)

E-mail Language

Personalization inside the book: Name Date Leave blank Also on the cover: yes no

Step 2 Paper, size & pages Primary books feature continuous page binding system




Smooth paper Textured paper




Page Qty Approx Exact

Page thickness: Thin (SBS) Thick
(thick page available from 8x12 & up)

Lamination
(is default on metallic paper)

Photographic paper Metallic paper

		
4x5 <input type="checkbox"/>	4x4 <input type="checkbox"/>	5x4 <input type="checkbox"/>
6x8 <input type="checkbox"/>	6x6 <input type="checkbox"/>	8x6 <input type="checkbox"/>
8x12 <input type="checkbox"/>	8x8 <input type="checkbox"/>	12x8 <input type="checkbox"/>
9.5x13 <input type="checkbox"/>	9.5x9.5 <input type="checkbox"/>	13x9.5 <input type="checkbox"/>
12x16 <input type="checkbox"/>	12x12 <input type="checkbox"/>	16x12 <input type="checkbox"/>

		
8x12 <input type="checkbox"/>	8x8 <input type="checkbox"/>	12x8 <input type="checkbox"/>
9.5x13 <input type="checkbox"/>	9.5x9.5 <input type="checkbox"/>	13x9.5 <input type="checkbox"/>
12x16 <input type="checkbox"/>	12x12 <input type="checkbox"/>	16x12 <input type="checkbox"/>
14x18 <input type="checkbox"/>	14x14 <input type="checkbox"/>	18x14 <input type="checkbox"/>
16x20 <input type="checkbox"/>	16x16 <input type="checkbox"/>	- <input type="checkbox"/>

Primary book Qty
if book copies have different options complete another form

Step 3 Layout See layout chart on back page to determine how many images are recommended for each layout

Print & Bind (layout provided by photographer) Files sent by: CD/DVD

Graphistudio layout: Director Design Reportage Panorama Studio Classica Mix effects

Image Qty Text: None Graphistudio stock text Provided by photographer (digital text file)

Step 4 Cover For particular request please refer to our technical office

Code Material Color & Finish (metal cover only): Gold Silver Polish Mirror

Cover design by: Graphistudio Image # Photographer Debossing (classic cover only): Names Date

Step 5 Slipcase Check availability for sizes

Free white box Briefcase Qty Sleeve Qty Leatherette Cowhide

Step 6 Parent & Pocket books Parent books feature the continuous page binding, Pocket books are perfect bound

Parent books, dust jacket cover				Pocket books, soft cover				12.5x18 Calendar: Qty <small>(first copy free)</small> Year <small>(wedding date is default)</small>
Size	Paper	Multiples of	Qty	Size	Paper	Multiples of	Qty	
4x5, 4x4, 5x4	smooth <input type="checkbox"/> textured <input type="checkbox"/>	4	2x2.5, 2x2, 2.5x2	smooth	30	
6x8, 6x6, 8x6	smooth <input type="checkbox"/> textured <input type="checkbox"/>	2	2.5x4, 2.5x2.5, 4x2.5	smooth	15	
8x12, 8x8, 12x8	smooth <input type="checkbox"/> textured <input type="checkbox"/> photographic <input type="checkbox"/>	1	4x5, 4x4, 5x4	smooth	8	

Step 7 Payment details Please verify your data and sign the form

Signature (required) Date / /

GRAPHISTUDIO BOOK ORDER PAGE 3

Please indicate if using Mastercard / Visa / AMEX to pay.

(Privacy Protection)

TIP: Do Not E-mail Credit Card Information. Not a secure transmittal method. Best to fax order to our dedicated secure fax line 24 hours a day - 7 days a week or mail in.

Cardholder Name on Card _____

Account Number _____ Expiration Date _____

Security Code _____

Visa/MC - Last Three Digits on Back Of Card

AM EX: Four Digits on Front Of Card Above Card Account Number.

Cardholder Address Where Credit Card Statement Is Received _____

State _____ Zip Code _____ Country _____

Daytime/Home Phone Number _____

E-mail Address: _____

Cardholder Signature _____